

# Yuletide Village Peace on Earth Holiday Card

Project Sheet - Nov 25 2024

Carol Buckalew

[inkybeestampers@gmail.com](mailto:inkybeestampers@gmail.com)  
<https://www.inkybeestampers.com>



Today's card was simple to create using the **Yuletide Village Stamp Set** and **Spotlight on Nature Dies**. The card also involves a bit of stamping and ink blending. Sentiments are from the **Shepherd's Care Stamp Set**. Let's take a look!

## Supplies:

- Yuletide Village Stamp Set
- Shepherd's Care Stamp Set
- Spotlight on Nature Dies
- Silver & White Sheer Ribbon
- Wink of Stella
- Blending Brush
- Cardstock: Night of Navy, Balmy Blue, Basic White
- Ink: Tuxedo Black Memento Ink, Night of Navy, Balmy Blue
- Stampin' Blends: Bronze/Ivory, Shaded Spruce, Real Red, Lemon Lolly, Balmy Blue, Smoky Slate

### 1. Card Cuts:

- Card Base - Cut 1 Night of Navy cardstock to 11" x 4-1/4", score at 5-1/2"

# Yuletide Village Peace on Earth Holiday Card

Project Sheet - Nov 25 2024

Carol Buckalew

[inkybeestampers@gmail.com](mailto:inkybeestampers@gmail.com)

<https://www.inkybeestampers.com>

- Outside & Inside Panels - Cut 2 Balmy Blue cardstock to 5-3/8" x 4-1/8"
  - Large Circle - Cut 1 Night of Navy cardstock to 4-1/4" x 4-1/4"
  - Smaller Circle - Cut 1 Basic White cardstock to 3-3/4" x 3-3/4"
  - Inside Panel - Cut 1 Basic White cardstock to 5-1/4" x 4"
2. On one of the Balmy Blue cardstock panels measuring 5-3/8" x 4-1/8" stamp the "Peace on Earth" sentiment from the Shepherd's Care Stamp Set in Night of Navy ink. Then use the snow stamp from the Yuletide Village Stamp set and stamp snow across the entire panel using Balmy Blue ink. Adhere the panel to the card front using liquid glue or Stampin' Seal.
  3. Using the Spotlight on Nature Dies, die cut 1 Night of Navy cardstock circle using the largest dashed line edge circle. Use the second from largest leaf edge circle to die cut a circle from Basic White cardstock.
  4. On the white die cut circle, stamp the church image from the Yuletide Village Stamp Set using Tuxedo Black Memento ink. Then use a Blending Brush to lightly blend Balmy Blue ink to create a sky. Use Stampin' Blends in Bronze/Ivory, Lemon Lolly, Smoky Slate, Shaded Spruce, and Real Red to color in the church and tree. Use the light shade of a Balmy Blue Stampin' Blend to brush in some shadows onto the snow on the ground and snow on the roof, windowsills and tree. Use Wink of Stella to color over all of the snow areas on the image. Adhere the stamped and colored circle to the Night of Navy circle using liquid glue then adhere the circle unit to the top of the card front using Stampin' Dimensionals.


# Yuletide Village Peace on Earth Holiday Card

Project Sheet - Nov 25 2024

Carol Buckalew

[inkybeestampers@gmail.com](mailto:inkybeestampers@gmail.com)

<https://www.inkybeestampers.com>



- Stamp the "Praying that you will feel the Good Shepherd's care in this season and throughout the coming Year" in Night of Navy ink onto the inside panel. Stamp the image of the church in Tuxedo Black Memento Ink onto the lower left corner of the panel and color in the image as you did in Step #4 above. Color over the snow areas with Wink of Stella. Use the snow stamp from the Yuletide Village Stamp Set to stamp snow around the church in Balmy Blue ink. Adhere the panel to the remaining Balmy Blue panel, then adhere this to the inside of the card.

# Yuletide Village Peace on Earth Holiday Card

Project Sheet - Nov 25 2024

Carol Buckalew

[inkybeestampers@gmail.com](mailto:inkybeestampers@gmail.com)

<https://www.inkybeestampers.com>



6. Repeat stamping and coloring of the church onto the envelope front. Then stamp the snow image around the church in Balmy Blue ink.
7. Stamp the edge of the envelope flap with the snow image in Balmy Blue ink.
8. Tie a small bow from Silver & White Sheer Ribbon and adhere the bow at the top of the circle on the card front using a Mini Glue Dot.

# Yuletide Village Peace on Earth Holiday Card

Project Sheet - Nov 25 2024

Carol Buckalew

[inkybeestampers@gmail.com](mailto:inkybeestampers@gmail.com)

<https://www.inkybeestampers.com>



This completes the card! The pretty village church image from the Yuletide Village Stamp Set pair perfectly with the Shepherd's Care Stamp Set sentiments!

# Yuletide Village Peace on Earth Holiday Card

Project Sheet - Nov 25 2024

Carol Buckalew

[inkybeestampers@gmail.com](mailto:inkybeestampers@gmail.com)  
<https://www.inkybeestampers.com>



[Yuletide Village Photopolymer Stamp Set - 164310](#)

Price: \$19.00

[Add to Cart](#)



[Shepherd's Care Cling Stamp Set \(English\) - 164300](#)

Price: \$26.00

[Add to Cart](#)



[Spotlight On Nature Dies - 163580](#)

Price: \$35.00

[Add to Cart](#)



[Silver & White 1/2" \(1.3 Cm\) Sheer Ribbon - 162149](#)

Price: \$9.00

[Add to Cart](#)



[Wink Of Stella Clear Glitter Brush - 141897](#)

Price: \$9.00


[Add to Cart](#)



[Blending Brushes - 153611](#)

Price: \$15.00


[Add to Cart](#)



[Night Of Navy 8-1/2" X 11" Cardstock - 100867](#)

Price: \$11.50


[Add to Cart](#)



[Balmy Blue 8-1/2" X 11" Cardstock - 146982](#)

Price: \$11.50

[Add to Cart](#)



[Basic White 8-1/2" X 11" Cardstock - 159276](#)

Price: \$13.00

[Add to Cart](#)



[Tuxedo Black Memento Ink Pad - 132708](#)

Price: \$8.00

[Add to Cart](#)



[Night Of Navy Classic Stampin' Pad - 147110](#)

Price: \$9.00

[Add to Cart](#)



[Balmy Blue Classic Stampin' Pad - 147105](#)

Price: \$9.00

[Add to Cart](#)



[Bronze & Ivory Stampin' Blends Combo Pack - 154922](#)

Price: \$11.00

[Add to Cart](#)



[Shaded Spruce Stampin' Blends Combo Pack - 154903](#)

Price: \$11.00

[Add to Cart](#)



[Lemon Lolly Stampin' Blends Combo Pack - 161673](#)

Price: \$11.00

[Add to Cart](#)

# Yuletide Village Peace on Earth Holiday Card

Project Sheet - Nov 25 2024

Carol Buckalew

[inkybeestampers@gmail.com](mailto:inkybeestampers@gmail.com)  
<https://www.inkybeestampers.com>



[Real Red Stampin'  
Blends Combo  
Pack - 154899](#)

Price: \$11.00

Add to Cart



[Balmy Blue  
Stampin' Blends  
Combo Pack -  
154830](#)

Price: \$11.00

Add to Cart



[Smoky Slate  
Stampin' Blends  
Combo Pack -  
154904](#)

Price: \$11.00

Add to Cart