

# Among the Swallows Birthday Card

Project Sheet - Oct 14 2024

Carol Buckalew

[inkybeestampers@gmail.com](mailto:inkybeestampers@gmail.com)

<https://www.inkybeestampers.com>



Today's card was created using the **Among the Swallows Stamp Set** which is a new Online Exclusive product which will be available on November 5. The **Among the Swallows Stamp Set** is a single, large stamp which is perfect for coloring or water coloring! I pulled the sentiments for this card from the **Sweetly Scripted Stamp Set** and the **Unbounded Love Stamp Set**. Let's take a look!

## Supplies:

- Among the Swallows Stamp Set
- Splendid Autumn 6" x 6" Designer Series Paper
- Sweetly Scripted Stamp Set
- Unbounded Love Stamp Set
- Blackberry Bliss Textured Ribbon
- Drusy Adhesive-Backed Embellishments
- Cardstock: Blackberry Bliss, Bubble Bath, Basic White
- Ink: Tuxedo Black Memento ink, Blackberry Bliss
- Stampin' Blends: Bubble Bath, Blackberry Bliss, Old Olive, Daffodil Delight, Bronze/Ivory, Color Lifter

# Among the Swallows Birthday Card

Project Sheet - Oct 14 2024

Carol Buckalew

[inkybeestampers@gmail.com](mailto:inkybeestampers@gmail.com)

<https://www.inkybeestampers.com>

## 1. Card Cuts:

- Card Base - Cut 1 Bubble Bath cardstock to 8-1/2" x 5-1/2", score at 4-1/4"
- Outside & Inside Mats - Cut 2 Blackberry Bliss cardstock to 5-1/4" x 4"
- Outside & Inside Panels - Cut 2 Basic White cardstock to 5" x 3-3/4"
- Sentiment Label - Cut 1 Basic White cardstock to 4" x 1"
- Sentiment Label Mat - Cut 1 Blackberry Bliss cardstock to 4" x 1-1/8"
- Envelope Flap - Cut 1 piece of Splendid Autumn Designer Series Paper in an Old Olive print to 6" x 2-1/4"

## 2. On one of the 5" x 3-3/4" white panels, stamp the Among the Swallows image onto the panel using Tuxedo Black Memento ink. Use Stampin' Blends to color in the image as follows:

- Color the orchid flowers using the light shade of a Blackberry Bliss Stampin' Blend. Use a Stampin' Blend Color Lifter to lift highlights on the flower petals.
- Color in the orchid leaves using the light and dark shades of Old Olive Stampin' Blends.
- Color the small flowers using a Bubble Bath Stampin' Blend. Use an Old Olive Stampin' Blend to color in the stems and leaves for the small flowers.
- Dot the bee's bodies using a Daffodil Delight Stampin' Blend
- Color in the swallows using Bronze and Ivory Stampin' Blends



# Among the Swallows Birthday Card

Project Sheet - Oct 14 2024

Carol Buckalew

[inkybeestampers@gmail.com](mailto:inkybeestampers@gmail.com)

<https://www.inkybeestampers.com>

3. Adhere the colored panel to one of the Blackberry Bliss Mats. On the left side of this unit, wrap a length of Blackberry Bliss Textured Ribbon vertically. Attach the end of the ribbon at the top of the unit to the back of the card using Stampin' Seal. Then run Stampin' Seal down the ribbon on the back side and adhere the ribbon vertically to the unit. Note that the ribbon does not wrap around the bottom edge of the card front. Trim the ribbon down later once you have the sentiment label placed. Adhere the colored panel to the card front using liquid glue or Stampin' Seal.
4. Using the Sweetly Scripted Stamp Set, stamp the "Happy Birthday" sentiment in Blackberry Bliss ink onto the sentiment label. Adhere the sentiment label to its Blackberry Bliss mat, then adhere the sentiment label across the bottom of the card front using Stampin' Dimensionals. The bottom of the sentiment label sits approximately 1" from the bottom edge of the card base.
5. On the remaining 5" x 3-3/4" white panel, stamp the Among the Swallows image again, but this time stamp it in second-generation Tuxedo Black Memento ink. You want the image to be very light. Use the "May all your wishes come true" image from the Unbounded Love Stamp Set onto the panel in Blackberry Bliss ink. Adhere the panel to the remaining Blackberry Bliss mat, then adhere this to the inside of the card.



6. Adhere an Old Olive print from the Splendid Autumn Designer Series Paper to the envelope



# Among the Swallows Birthday Card

Project Sheet - Oct 14 2024

Carol Buckalew

[inkybeestampers@gmail.com](mailto:inkybeestampers@gmail.com)

<https://www.inkybeestampers.com>

flap and use a small pair of scissors or paper snips to trim away the excess paper from the flap.

7. Adhere three clear Drusy Adhesive-Backed Embellishments to the card front to finish up the project.



This completes the card! The image in the Among the Swallows Stamp Set is just lovely and you can change the look of this card depending on how you color the image...there are lots of possibilities!

# Among the Swallows Birthday Card

Project Sheet - Oct 14 2024

Carol Buckalew

[inkybeestampers@gmail.com](mailto:inkybeestampers@gmail.com)


<https://www.inkybeestampers.com>



[Splendid Autumn  
6" X 6" \(15.2 X  
15.2 Cm\) Designer  
Series Paper -  
164173](#)

Price: \$12.50

[Add to Cart](#)



[Sweetly Scripted  
Cling Stamp Set  
\(English\) - 163600](#)

Price: \$24.00

[Add to Cart](#)



[Unbounded Love  
Photopolymer  
Stamp Set  
\(English\) - 163378](#)

Price: \$25.00


[Add to Cart](#)



[Blackberry Bliss &  
Gold 1/2" \(1.3 Cm\)  
Textured Ribbon -  
164039](#)

Price: \$10.00

[Add to Cart](#)



[Drusy Adhesive-  
Backed  
Embellishments -  
164223](#)

Price: \$9.00


[Add to Cart](#)



[Blackberry Bliss 8-  
1/2" X 11"  
Cardstock -  
133675](#)

Price: \$11.50

[Add to Cart](#)



[Bubble Bath 8-1/2"  
X 11" Cardstock -  
161718](#)

Price: \$11.50

[Add to Cart](#)



[Basic White 8-1/2"  
X 11" Cardstock -  
159276](#)

Price: \$13.00

[Add to Cart](#)



[Tuxedo Black  
Memento Ink Pad -  
132708](#)

Price: \$8.00

[Add to Cart](#)



[Blackberry Bliss  
Classic Stampin'  
Pad - 147092](#)

Price: \$9.00

[Add to Cart](#)



[Bubble Bath  
Stampin' Blends  
Combo Pack -  
161675](#)

Price: \$11.00

[Add to Cart](#)



[Blackberry Bliss  
Stampin' Blends  
Combo Pack -  
154877](#)

Price: \$11.00

[Add to Cart](#)



[Old Olive Stampin'  
Blends Combo  
Pack - 154892](#)

Price: \$11.00

[Add to Cart](#)



[Daffodil Delight  
Stampin' Blends  
Combo Pack -  
154883](#)

Price: \$11.00

[Add to Cart](#)



[Bronze & Ivory  
Stampin' Blends  
Combo Pack -  
154922](#)

Price: \$11.00

[Add to Cart](#)

# Among the Swallows Birthday Card

Project Sheet - Oct 14 2024

Carol Buckalew

[inkybeestampers@gmail.com](mailto:inkybeestampers@gmail.com)

<https://www.inkybeestampers.com>



[Stampin' Blends](#)

[Color Lifter -](#)

[144608](#)

Price: \$5.50

Add to Cart