

Beach Day Book Fold Sending Sunshine Card

Jun 11 2024

Carol Buckalew

inkybeestampers@gmail.com

<https://www.inkybeestampers.com>



Send some sunshine to a friend or family member with this adorable book fold card created with the **Beach Day Stamp Set** and **Beach Day Dies** and some **2024-2026 In Color 6" x 6" Designer Series Paper**.

Supplies:

- Beach Day Stamp Set
- Beach Day Dies
- Stylish Shapes Dies
- 2024-2026 In Color 6" x 6" Designer Series Paper
- Linen Thread
- 2024-2026 In Color Shimmer Gems
- Cardstock: Crumb Cake, Shaded Spruce, Basic White
- Ink: Tuxedo Black Memento Ink, Crumb Cake, Night of Navy
- Stampin' Blends: Summer Splash, Shy Shamrock, Blueberry Bushel, Poppy Parade, Daffodil Delight
- Blending Brushes

1. Card Cuts:

Beach Day Book Fold Sending Sunshine Card

Jun 11 2024

Carol Buckalew

inkybeestampers@gmail.com

<https://www.inkybeestampers.com>

- Card Base - Cut 1 Crumb Cake cardstock to 11" x 4-1/4". Score at 4-1/4" and 5-1/2".
 - Mats -
 - Cut 1 Shaded Spruce to 4-1/8" x 1-1/8"
 - Cut 2 Shaded Spruce to 4-1/8" x 4-1/8"
 - DSP -
 - Cut 1 2024-2026 In Color strip print in Shy Shamrock to 4" x 1"
 - Cut 2 2024-2026 In Color floral print in Shy Shamrock to 4" x 4"
 - Die cut palm tree, grass, beach ball, chair and umbrella from scraps of Shaded Spruce, Crumb Cake and Basic White
 - Square Die Cut - Cut 1 Basic White cardstock to approximately 3" x 3"
 - Sentiment Label - Cut 1 Basic White cardstock to approximately 1-3/4" x 1-3/4"
 - Inside Panel - Cut 1 Basic White cardstock to 4" x 4"
 - Envelope Flap - Cut 1 piece of coordinating designer series paper to 6" x 2-1/4"
2. From the inside of the card base, apply liquid glue to the narrow section between the two scorelines and adhere this section to the right panel of the card base to form the book fold.
 3. Adhere the 1" and 4" DSP Panels to their mats, then adhere the panels to the card front using liquid glue.
 4. Use the largest square die from the Stylish Shapes Dies to cut out a square from white cardstock. Use the second from smallest die to cut out a sentiment label from white cardstock.
 5. Stamp the sentiment "Sending Sunshine Your Way" onto the smaller square using Tuxedo Black Memento Ink.
 6. On the larger die cut square, use a Blending Brush to the bottom third of the square. Use a separate Blending Brush to lightly blend Night of Navy ink onto the upper two thirds of the square.
 7. Use the Beach Day Dies to stamp and/or die cut the following. Use the photos as a reference and adhere the pieces to the large ink-blended square. **Note that all pieces are glued with the exception of the beach chair which is adhered to the square using Stampin' Dimensionals. Adhere the beach chair after the sentiment label is in place.**
 - Die cut the palm tree fronds and the grass from Shaded Spruce cardstock.
 - Die cut the palm tree trunk from Crumb Cake cardstock
 - Stamp the umbrella, beach chair and beach ball onto white cardstock using Tuxedo Black Memento ink then die cut. Color the chair using Shy Shamrock Stampin' Blends. Color the umbrella using Shy Shamrock and Summer Splash Stampin' Blends and color the beach ball using Blueberry Bushel, Poppy Parade and Daffodil Delight Stampin' Blends.

Beach Day Book Fold Sending Sunshine Card

Jun 11 2024

Carol Buckalew

inkybeestampers@gmail.com

<https://www.inkybeestampers.com>



8. Adhere the large square to the center square panel of the card front using Stampin' Dimensionals. Adhere the sentiment label to the lower right of the square using a combination of Stampin' Dimensionals and liquid glue. The right and bottom of the sentiment label will overhang the larger square. Adhere the beach chair to the larger square and to the left of the sentiment label using Stampin' Dimensionals.
9. Stamp the "Wishing you a beautiful day" sentiment in Tuxedo Black Memento ink onto the inside panel. Stamp the image of the seagull above and below the sentiment in Tuxedo Black Memento ink. Stamp the image of the umbrella onto the lower right corner of the panel in Memento ink. Use Stampin' Blends in Summer Splash and Shy Shamrock to color in the umbrella. Without reinking the Blending Brushes, blend Crumb Cake ink around the base of the umbrella and Night of Navy ink across the remainder of the panel. Adhere the panel to its Shaded Spruce mat, then adhere the panel to the inside of the card.

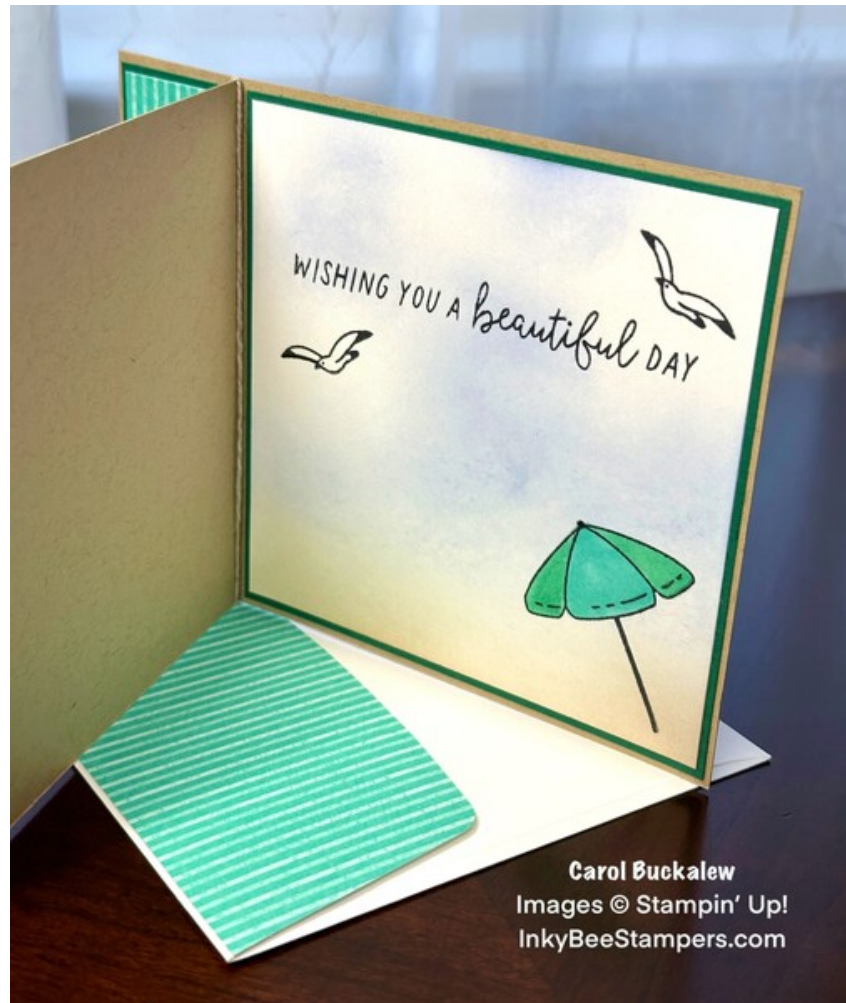
Beach Day Book Fold Sending Sunshine Card

Jun 11 2024

Carol Buckalew

inkybeestampers@gmail.com

<https://www.inkybeestampers.com>



10. Wrap a length of Linen Thread around the card front of the front card panel and tie a bow. The wrapped thread sits at the bound section of the card.
11. Stamp the umbrella and seagull image onto the envelope front in Tuxedo Black Memento Ink. Without reinking the Blending Brushes, blend Crumb Cake ink around the base of the umbrella and blend Night of Navy ink around the umbrella.
12. Adhere the coordinating piece of designer series paper to the envelope flap and trim the excess paper away from the flap.

Beach Day Book Fold Sending Sunshine Card

Jun 11 2024

Carol Buckalew

inkybeestampers@gmail.com

<https://www.inkybeestampers.com>



This completes the card! Send someone some sunshine today!

Products used to create this card are included on the next page.

Beach Day Book Fold Sending Sunshine Card

Jun 11 2024

Carol Buckalew

inkybeestampers@gmail.com
<https://www.inkybeestampers.com>



Beach Day
Photopolymer
Stamp Set
(English) - 162797

Price: \$20.00


Add to Cart



Beach Day Dies -
162799

Price: \$34.00

Add to Cart



Stylish Shapes
Dies - 159183

Price: \$30.00

Add to Cart



2024-2026 In
Color™ 6" X 6"
(15.2 X 15.2 Cm)
Designer Series
Paper - 163777

Price: \$12.50

Add to Cart



Linen Thread -
104199

Price: \$5.00

Add to Cart



2024-2026 In
Color™ Shimmer
Gems - 163781

Price: \$8.50

Add to Cart



Crumb Cake 8-1/2"
X 11" Cardstock -
120953

Price: \$11.50

Add to Cart



Shaded Spruce 8-
1/2" X 11"
Cardstock -
146981

Price: \$11.50

Add to Cart



Basic White 8-1/2"
X 11" Cardstock -
159276

Price: \$13.00

Add to Cart



Tuxedo Black
Memento Ink Pad -
132708

Price: \$8.00

Add to Cart



Crumb Cake
Classic Stampin'
Pad - 147116

Price: \$9.00


Add to Cart



Night Of Navy
Classic Stampin'
Pad - 147110

Price: \$9.00


Add to Cart



Summer Splash
Stampin' Blends
Combo Pack -
163826

Price: \$11.00

Add to Cart



Shy Shamrock
Stampin' Blends
Combo Pack -
163825

Price: \$11.00

Add to Cart



Blueberry Bushel
Stampin' Blends
Combo Pack -
161679

Price: \$11.00

Add to Cart

Beach Day Book Fold Sending Sunshine Card

Jun 11 2024

Carol Buckalew

inkybeestampers@gmail.com
<https://www.inkybeestampers.com>



Poppy Parade
Stampin' Blends
Combo Pack -
154958

Price: \$11.00

Add to Cart



Daffodil Delight
Stampin' Blends
Combo Pack -
154883

Price: \$11.00

Add to Cart