

Simply Said Birthday Card

Project Sheet - May 31 2024

Carol Buckalew

inkybeestampers@gmail.com

<https://www.inkybeestampers.com>



Carol Buckalew

Images © Stampin' Up!

InkyBeeStampers.com

I used the **Simply Said Stamp Set** along with the **Calming Creek Cards & Envelopes** to create this card as well as a few pieces from the **Saying Something Ephemera Pack** and the **Something for Everything Ephemera Pack**. You can find the cards & envelopes, the ephemera packs and the Simply Said Stamp Set on page 19 of the 2024-2025 Annual Catalog. These items make creating a card a breeze! Let's take a look!

Supplies:

- Simply Said Stamp Set
- Calming Creek Cards & Envelopes
- Saying Something Ephemera Pack (sentiment on card front)
- Something for Everything Ephemera Pack (banner, cake and cupcake)
- Stylish Shapes Dies
- 2024-2026 In Color Resin Dots
- Pretty in Pink Bordered Ribbon
- Cardstock: Pretty in Pink, Pool Party
- Ink: Pretty in Pink

Simply Said Birthday Card

Project Sheet - May 31 2024

Carol Buckalew

inkybeestampers@gmail.com

<https://www.inkybeestampers.com>

Note: Select the Pool Party card base and matching envelope from the Calming Creek Cards & Envelopes.

1. Card Cuts:

- Outside Mat - Cut 1 Pretty in Pink cardstock to 4-7/8" x 3-5/8"
- Outside Panel - Cut 1 Basic White cardstock to 4-3/4" x 3-1/2"
- Inside Mat - Cut 1 Pretty in Pink cardstock to 5-3/8" x 4-1/8"
- Inside Panel - Cut 1 Basic White cardstock to 5-1/4" x 4"

2. From the Simply Said Stamp Set, use the "Yay!" sentiment and stamp this repeatedly across the 4-3/4" x 3-1/2" white outside panel. Then adhere this panel to the outside mat measuring 4-7/8" x 3-5/8".
3. Use the 4th from the smallest circle die from the Stylish Shapes Dies and die cut a circle from Pool Party cardstock.
4. From the Something for everything Ephemera Pack, punch out the Pool Party banner and the cake with a candle in Pretty in Pink. Adhere the banner at an angle across the top of the stamped white panel from Step #2 above. Then adhere the cake with candle image onto the die cut circle from Step #3 above. Adhere the circle unit to the stamped panel using Stampin' Dimensionals.

Simply Said Birthday Card

Project Sheet - May 31 2024

Carol Buckalew

inkybeestampers@gmail.com

<https://www.inkybeestampers.com>



5. Adhere the stamped and decorated panel to the card front using Stampin' Dimensionals.
6. Punch out the "make a wish" sentiment from the Saying Something Ephemera Pack. Adhere the sentiment to the lower left of the circle on the card front using a combination of liquid glue and Stampin' Dimensionals.
7. From the Simply Said Stamp Set, stamp the "Happy Birthday" sentiment onto the inside panel using Pretty in Pink ink. Adhere the cupcake punch out from the Something for Everything Ephemera Pack onto the lower right corner of the panel. Adhere the panel to the Pretty in Pink mat, then adhere this to the inside of the card base.

Simply Said Birthday Card

Project Sheet - May 31 2024

Carol Buckalew

inkybeestampers@gmail.com

<https://www.inkybeestampers.com>



8. Tie a small knot bow using Pretty in Pink Bordered Ribbon. Adhere the bow to the upper left of the circle on the card front using a Mini Glue Dot.
9. Adhere several In Color Resin Dots to the card front to complete the project.

Simply Said Birthday Card

Project Sheet - May 31 2024

Carol Buckalew

inkybeestampers@gmail.com

<https://www.inkybeestampers.com>



This completes this quick and easy card! The Pretty in Pink and Pool Party colors work really well together, and I love the punch out components from the ephemera packs! No decoration needed for the envelope either, as they are already decorated!

Products used to create this card are included on the next page.

Simply Said Birthday Card

Project Sheet - May 31 2024

Carol Buckalew

inkybeestampers@gmail.com

<https://www.inkybeestampers.com>



Simply Said Mix & Match
Photopolymer
Stamp Set
(English) - 163756

Price: \$17.00

Add to Cart



Calming Creek Mix
& Match Cards &
Envelopes -
163753

Price: \$8.00


Add to Cart



Saying Something
Mix & Match
Ephemera Pack
(English) - 163761

Price: \$8.00


Add to Cart



Something For
Everything Mix &
Match Ephemera
Pack - 163763

Price: \$8.00

Add to Cart



Stylish Shapes
Dies - 159183

Price: \$30.00

Add to Cart



2024-2026 In
Color™ Resin Dots
- 163389

Price: \$8.00


Add to Cart



Pretty In Pink 3/8"
(1 Cm) Bordered
Ribbon - 163784

Price: \$7.50

Add to Cart



Pretty In Pink 8-
1/2" X 11"
Cardstock -
163793

Price: \$11.50

Add to Cart



Pool Party 8-1/2" X
11" Cardstock -
122924

Price: \$11.50

Add to Cart



Pretty In Pink
Classic Stampin
Pad - 163807

Price: \$9.00

Add to Cart