

Inked & Tiled Note Card

Project Sheet - Mar 28 2024

Carol Buckalew

inkybeestampers@gmail.com

<https://www.inkybeestampers.com>



The ***Inked & Tiled Stamp Set*** and ***Inked Botanicals 6" x 6" Designer Series Paper*** is one of my absolute favorites and these products will be retiring at the end of April. I love the simple stamped images and lovely designer series prints. Let's take a look at this easy-to-create note card!

Supplies:

- Inked & Tiled Stamp Set
- Inked Botanicals 6" x 6" Designer Series Paper
- Lost Lagoon Bordered Ribbon
- Iridescent Pastel Gems
- Cardstock: Pool Party, Pretty Peacock, Basic White
- Ink: Lost Lagoon, Calypso Coral

1. Card Cuts:

- Card Base - Cut 1 Pool Party cardstock to 11" x 4-1/4", score at 5-1/2"
- DSP Panel #1 - Cut 1 dashed line print to 5-3/8" x 4-1/8"
- DSP Panel #2 - Cut 1 dotted print in Calypso Coral to 4-3/4" x 3-1/2"

Inked & Tiled Note Card


Project Sheet - Mar 28 2024

Carol Buckalew

inkybeestampers@gmail.com

<https://www.inkybeestampers.com>

- DSP Panel #3 - Cut 1 Pool Party plaid to 4-3/4" x 3-1/2"
 - Sentiment Label - Cut 1 Basic White cardstock to 3-7/8" x 1/2"
 - Sentiment Label Mat - Cut 1 Pretty Peacock cardstock to 4" x 5/8"
 - Inside Panel - Cut 1 Basic White cardstock to 5-3/8" x 4-1/8"
 - Envelope Flap - Cut 1 coordinating piece of designer series paper to 6" x 2-1/4"
2. Adhere DSP Panel #1 to the card front, then adhere DSP Panel #2 to the card front making sure to center the panel from top to bottom and left to right.
 3. On DSP Panel #3, use Lost Lagoon ink to stamp the tall flower image onto the center panel. Stamp the small flower with stem on either side of the tall flower using Lost Lagoon ink. Adhere the panel to the card front at slight angle using Stampin' Dimensionals so that parts of DSP Panel #2 show.



4. On the sentiment label, stamp the sentiment "just a NOTE" in Calypso Coral ink. Be sure to center the sentiment on the label. Adhere the label to its Pretty Peacock mat. Before adhering the sentiment label to the card front, run a small strip of Stampin' Seal horizontally across the stamped panel and adhere a length of Lost Lagoon Bordered Ribbon in a zig zag pattern. Use Stampin' Dimensionals to adhere the sentiment label across the top of the

Inked & Tiled Note Card

Project Sheet - Mar 28 2024

Carol Buckalew

inkybeestampers@gmail.com

<https://www.inkybeestampers.com>

ribbon. the sentiment label will sit at the base of the tall stamped flower.

5. Stamp the large leaf image onto the upper right and lower left corners of the inside panel in Lost Lagoon ink. Adhere the panel to the inside of the card.



6. On the envelope front, partially stamp the large leaf image in Lost Lagoon ink.
7. Adhere the coordinating piece of designer series paper to the envelope flap. Use a pair of small scissors or paper snips to trim the excess paper away from the flap.
8. Adhere three Calypso Coral Iridescent Pastel Gems to the card front to complete the project.

Inked & Tiled Note Card

Project Sheet - Mar 28 2024

Carol Buckalew

inkybeestampers@gmail.com

<https://www.inkybeestampers.com>



This completes the card! I love the simplicity of the floral images in the Inked & Tiled Stamp Set and Inked Botanicals Designer Series Paper! Grab them before they are gone!

Inked & Tiled Note Card

Project Sheet - Mar 28 2024

Carol Buckalew

inkybeestampers@gmail.com

<https://www.inkybeestampers.com>



Inked & Tiled Cling Stamp Set (English) - 161158

Price: \$27.00

Add to Cart



Inked Botanicals 6" X 6" (15.2 X 15.2 Cm) Designer Series Paper - 161157

Price: \$12.50


Add to Cart



Lost Lagoon 1/4" (6.4 Mm) Bordered Ribbon - 161171

Price: \$8.00

Add to Cart



Iridescent Pastel Gems - 160429

Price: \$8.00

Add to Cart



Pool Party 8-1/2" X 11" Cardstock - 122924

Price: \$10.00


Add to Cart



Pretty Peacock 8-1/2" X 11" Cardstock - 150880

Price: \$10.00

Add to Cart



Basic White 8-1/2" X 11" Cardstock - 159276

Price: \$10.50

Add to Cart



Lost Lagoon Classic Stampin' Pad - 161678

Price: \$9.00

Add to Cart



Calypso Coral Classic Stampin' Pad - 147101

Price: \$9.00

Add to Cart