

# Carousel Horses Birthday Card

Project Sheet - Sep 20 2023

Carol Buckalew

[inkybeestampers@gmail.com](mailto:inkybeestampers@gmail.com)

<https://www.inkybeestampers.com>



The **Carousel Horses Bundle** makes a fun and whimsical birthday card suitable for children or adults alike! The **Carousel Horses Bundle**, Hello Irresistible 6" x 6" Designer Series Paper and Distressed Gold 12" x 12" Specialty Paper were used to create today's card. Let's get started!

## Supplies:

- Carousel Horses Bundle
- Hello, Irresistible 6" x 6" Designer Series Paper
- Distressed Gold 12" x 12" Specialty Paper
- Adhesive-Backed Sequins Trio
- Cardstock: Basic White, Pretty Peacock, Pool Party
- Ink: Tuxedo Black Memento Ink, Pretty Peacock, Pecan Pie
- Stampin' Blends: Crumb Cake, Bubble Bath, Pool Party
- Adhesives: Multipurpose Liquid Glue, Stampin' Dimensionals
- Paper Trimmer
- Stampin' Cut & Emboss Machine

# Carousel Horses Birthday Card

Project Sheet - Sep 20 2023

Carol Buckalew

[inkybeestampers@gmail.com](mailto:inkybeestampers@gmail.com)

<https://www.inkybeestampers.com>

## 1. Card Cuts:

- Card Base - Cut 1 Pool Party cardstock to 11" x 4-1/4", score at 5-1/2"
- Outside & Inside Mats - Cut 2 Pretty Peacock cardstock to 5-3/8" x 4-1/8"
- DSP Panel - Cut 1 Pretty Peacock print from the Hello Irresistible Designer Series Paper to 5-1/4" x 4"
- Scraps of Distressed Gold Specialty Paper for die cutting carousel pieces
- Scraps of Basic White for stamping and die cutting sentiment banner and carousel horses
- Inside Panel - Cut 1 Basic White cardstock to 5-1/4" x 4"
- Envelope Flap - Cut 1 coordinating piece of designer series paper to 6" x 2-1/4"

2. On the designer series paper panel use the small three-flower image and stamp flowers in Pretty Peacock ink around the edges of the upper two thirds of the panel. Adhere the panel to one of the Pretty Peacock mats.
3. Using the Carousel Horses Dies, cut out the carousel pieces from Distressed Gold Specialty Paper. Adhere the center portion of the carousel to upper portion of the designer series panel using liquid glue.
4. On scraps of white cardstock, stamp the two smaller horses in Tuxedo Black Memento ink. Stamp the saddle on each horse in Pecan Pie ink. Use Stampin' Blends to color in the horses. Color one horse using Pool Party Stampin' Blends and color the other horse in Bubble Bath Stampin' Blends. Use the coordinating dies to cut out the horses.

# Carousel Horses Birthday Card

Project Sheet - Sep 20 2023

Carol Buckalew

[inkybeestampers@gmail.com](mailto:inkybeestampers@gmail.com)

<https://www.inkybeestampers.com>



5. On a scrap piece of white cardstock, stamp the banner in Pretty Peacock ink, then stamp the sentiment "Happy Birthday" in Pretty Peacock ink. Use the coordinating die to cut out the banner sentiment label.
6. Adhere the two carousel horses on either side of the center pole of the carousel. These horses will overlap the center pole slightly. The horses must be positioned so that the poles will be hidden by the decorative top and bottom of the carousel pieces so you may need to trim the poles that the horses sit on slightly. Adhere the decorative top and bottom Distressed Gold carousel pieces using Stampin' Dimensionals.
7. Adhere the banner below the carousel using Stampin' Dimensionals.
8. On the inside panel, stamp the sentiment "Enjoy the ride" in Pretty Peacock ink. On the lower left of the panel, stamp one of the small horses in Tuxedo Black Memento Ink. Stamp the saddle in Pecan Pie ink onto the horse. Use Pool Party Stampin' Blends to color in the horse. Stamp the small flower image around the horse in Pretty Peacock ink. Adhere the panel to a Pretty Peacock mat, then adhere this to the inside of the card.

# Carousel Horses Birthday Card

Project Sheet - Sep 20 2023

Carol Buckalew

[inkybeestampers@gmail.com](mailto:inkybeestampers@gmail.com)

<https://www.inkybeestampers.com>



9. Stamp the small horse image onto the lower left corner of the envelope front in Tuxedo Black Memento ink and stamp the saddle in Pecan Pie ink. Use Bubble Bath Stampin' Blends to color in the horse. Caution: When coloring on the envelope with Stampin' Blends, place a scrap piece of paper or cardstock inside of the envelope to prevent marker bleed through.
10. Adhere the coordinating piece of designer series paper to the envelope flap and use a pair of paper snips to trim the excess paper away from the flap.
11. Adhere three Pretty Peacock Adhesive-Backed Sequins onto the large piece of the carousel top and three sequins onto the smaller carousel top.

# Carousel Horses Birthday Card

Project Sheet - Sep 20 2023

Carol Buckalew

[inkybeestampers@gmail.com](mailto:inkybeestampers@gmail.com)

<https://www.inkybeestampers.com>



This completes the card! How cheerful is the Carousel Horses set?

Products used to create this card are included on the next page along with links for each product that will take you to my online store.



# Carousel Horses Birthday Card

## Project Sheet - Sep 20 2023

Carol Buckalew

[inkybeestampers@gmail.com](mailto:inkybeestampers@gmail.com)

<https://www.inkybeestampers.com>



Carousel Horses  
Bundle - 161466

Price: \$52.00

Add to Cart



Hello, Irresistible  
6" X 6" (15.2 X  
15.2 Cm) Designer  
Series Paper -  
161139

Price: \$12.50


Add to Cart



Distressed Gold  
12" X 12" (30.5 X  
30.5 Cm) Specialty  
Paper - 159237

Price: \$5.00


Add to Cart



Adhesive-Backed  
Sequins Trio -  
161206

Price: \$8.00


Add to Cart



Basic White 8-1/2"  
X 11" Cardstock -  
159276

Price: \$10.50


Add to Cart



Pretty Peacock 8-  
1/2" X 11"  
Cardstock -  
150880

Price: \$10.00

Add to Cart



Pool Party 8-1/2" X  
11" Cardstock -  
122924

Price: \$10.00

Add to Cart



Basic White  
Medium Envelopes  
- 159236

Price: \$8.50

Add to Cart



Tuxedo Black  
Memento Ink Pad -  
132708

Price: \$6.50

Add to Cart



Pretty Peacock  
Classic Stampin'  
Pad - 150083

Price: \$9.00

Add to Cart



Pecan Pie Classic  
Stampin' Pad -  
161665

Price: \$9.00

Add to Cart



Crumb Cake  
Stampin' Blends  
Combo Pack -  
154882

Price: \$10.00

Add to Cart



Bubble Bath  
Stampin' Blends  
Combo Pack -  
161675

Price: \$10.00

Add to Cart



Pool Party  
Stampin' Blends  
Combo Pack -  
154894

Price: \$10.00

Add to Cart



Multipurpose  
Liquid Glue -  
110755

Price: \$5.50

Add to Cart

# Carousel Horses Birthday Card

Project Sheet - Sep 20 2023

Carol Buckalew

[inkybeestampers@gmail.com](mailto:inkybeestampers@gmail.com)

<https://www.inkybeestampers.com>



Stampin'  
Dimensionals -  
104430

Price: \$4.25


Add to Cart



Paper Trimmer -  
152392

Price: \$26.00

Add to Cart



Stampin' Cut &  
Emboss Machine -  
149653

Price: \$128.00

Add to Cart