

Construction Zone Boy's Birthday Card

Project Sheet - Aug 1 2023

Carol Buckalew

inkybeestampers@gmail.com

<https://www.inkybeestampers.com>



This quick and easy boy's birthday card was created using the adorable **Construction Zone Stamp Set**, Nested Essentials Dies, and the Neutrals 6" x 6" Designer Series Paper.

Supplies:

- Construction Zone Stamp Set
- Neutrals 6" x 6" Designer Series Paper
- Nested Essentials Dies
- Gingham Ribbon
- Classic Matte Dots
- Cardstock: Pumpkin Pie, Basic White
- Ink: Tuxedo Black Memento Ink, Pumpkin Pie, Daffodil Delight
- Stampin' Blends: Pumpkin Pie, Pool Party, Smoky Slate
- Adhesives: Multipurpose Liquid Glue, Stampin' Seal, Stampin' Dimensionals
- Paper Trimmer
- Stampin' Cut & Emboss Machine

Construction Zone Boy's Birthday Card

Project Sheet - Aug 1 2023

Carol Buckalew

inkybeestampers@gmail.com

<https://www.inkybeestampers.com>

1. Card Cuts:

- Card Base - Cut 1 Pumpkin Pie cardstock to 11" x 4-1/4", score at 5-1/2"
- DSP Panel - Cut 1 Smoky Slate DSP print to 5-3/8" x 4-1/8"
- Banner - Cut 1 Pumpkin Pie cardstock to approximately 3-1/4" x 2-1/4"
- Scraps of Basic White cardstock for die cutting 2 small and 1 large, rounded rectangle
- Inside Panel - Cut 1 Basic White cardstock to 5-3/8" x 4-1/8"
- Envelope Flap - Cut 1 coordinating designer series paper to 6" x 2-1/2"

2. Adhere the DSP Panel to the card front.

3. Use the Nested Essentials Dies and die cut and/or stamp the following:

- Use the largest banner die and cut 1 banner from Pumpkin Pie cardstock. Adhere to the top center of the card front.
- Die cut 2 rounded rectangles from Basic White cardstock using the smallest rectangle die.

On one of the rectangles, stamp the man using Tuxedo Black Memento Ink. Use Pumpkin Pie and Pool Party Stampin' Blends to color. You can use the light shade of a Petal Pink Stampin' Blend for the man's face and hands if desired.

On the other rectangle, first stamp the caution tape image across the rectangle using Daffodil Delight ink. Then stamp the sentiment " Birthday Zone" in Tuxedo Black Memento ink over top of the stamped caution tape.

- Die cut 1 rounded rectangle from Basic White cardstock using the largest rectangle die. Stamp the cement mixer image onto the rectangle using Tuxedo Black Memento Ink. Color the mixer using Smoky Slate, Pumpkin Pie and Pool Party Stampin' Blends. The truck's window was colored with the Pool Party (this color makes for great "glass").

Construction Zone Boy's Birthday Card

Project Sheet - Aug 1 2023

Carol Buckalew

inkybeestampers@gmail.com

<https://www.inkybeestampers.com>



4. Adhere the cement mixer rectangle to the card front using Stampin' Dimensionals. Position the truck over top of the Pumpkin Pie banner and to the left.
5. Use a small amount of Stampin' Seal on the lower right corner of the card front. Cut a short length of black and white Gingham Ribbon and fold the ribbon in half and adhere to where you applied the Stampin' Seal. Adhere the Birthday Zone sentiment over top of the folded ribbon using Stampin' Dimensionals.
6. Adhere the man rectangle to the left of the sentiment label using Stampin' Dimensionals.
7. On the inside panel, stamp the sentiment "You're loads of fun!" using Pumpkin Pie ink. Using Tuxedo Black Memento ink, stamp the forklift in the lower left corner of the panel. Stamp the present on the forklift - also using Memento ink. Stamp a caution cone onto the lower right corner of the panel using Tuxedo Black Memento ink. Color in the forklift, present, and cone using Pumpkin Pie and Pool Party Stampin' Blends. Adhere the panel to the inside of the card.

Construction Zone Boy's Birthday Card

Project Sheet - Aug 1 2023

Carol Buckalew

inkybeestampers@gmail.com

<https://www.inkybeestampers.com>



8. Stamp the crane in Tuxedo Black Memento ink onto the lower corner of the envelope front and color it in using Pumpkin Pie and Pool Party Stampin' Blends.
9. Adhere the coordinating piece of designer series paper to the envelope flap and trim the excess paper away from the flap.
10. Adhere several Classic Matte Dots to the card front. I place two small dots on the sentiment label and three large dots onto the centers of the cement truck wheels.

Construction Zone Boy's Birthday Card

Project Sheet - Aug 1 2023

Carol Buckalew

inkybeestampers@gmail.com

<https://www.inkybeestampers.com>



The card is complete! How cute is this stamp set? When my sons were little, they loved all types of trucks... big and small! Any little boy would love this card!

Products used to create this card are included on the next page.


Construction Zone Boy's Birthday Card

Carol Buckalew

inkybeestampers@gmail.com

<https://www.inkybeestampers.com>


Project Sheet - Aug 1 2023



Construction Zone
Cling Stamp Set
(English) - 161582

Price: \$23.00


Add to Cart



Neutrals 6" X 6"
(15.2 X 15.2 Cm)
Designer Series
Paper - 161641

Price: \$12.50


Add to Cart



Nested Essentials
Dies - 161597

Price: \$34.00


Add to Cart



Black & White 1/4"
(6.4 Mm) Gingham
Ribbon - 156485

Price: \$7.00

Add to Cart



Classic Matte Dots
- 158146

Price: \$7.00

Add to Cart



Pumpkin Pie 8-1/2"
X 11" Cardstock -
105117

Price: \$10.00

Add to Cart



Basic White 8-1/2"
X 11" Cardstock -
159276

Price: \$10.50

Add to Cart



Basic White
Medium Envelopes
- 159236

Price: \$8.50

Add to Cart



Tuxedo Black
Memento Ink Pad -
132708

Price: \$6.50

Add to Cart



Pumpkin Pie
Classic Stampin'
Pad - 147086

Price: \$9.00

Add to Cart



Daffodil Delight
Classic Stampin'
Pad - 147094

Price: \$9.00

Add to Cart



Pumpkin Pie
Stampin' Blends
Combo Pack -
154897

Price: \$10.00

Add to Cart



Pool Party
Stampin' Blends
Combo Pack -
154894

Price: \$10.00

Add to Cart



Smoky Slate
Stampin' Blends
Combo Pack -
154904

Price: \$10.00

Add to Cart



Petal Pink
Stampin' Blends
Combo Pack -
154893

Price: \$10.00

Add to Cart

Construction Zone Boy's Birthday Card

Project Sheet - Aug 1 2023

Carol Buckalew

inkybeestampers@gmail.com
<https://www.inkybeestampers.com>



Multipurpose
Liquid Glue -
110755

Price: \$5.50

Add to Cart



Stampin' Seal -
152813

Price: \$8.00

Add to Cart



Stampin'
Dimensionals -
104430

Price: \$4.25

Add to Cart



Paper Trimmer -
152392

Price: \$26.00

Add to Cart



Stampin' Cut &
Emboss Machine -
149653

Price: \$128.00

Add to Cart