

Best Day Birthday Card

Project Sheet - Feb 9 2023

Carol Buckalew

inkybeestampers@gmail.com

<https://www.inkybeestampers.com>



This little kitty is bringing the best of birthday wishes! I used the **Best Day Stamp Set** and the **Dandy Designs 12" x 12" Designer Series Paper** to create today's card. Super quick and easy to put together!

1. Card Cuts:

- Card Base - Cut 1 Coastal Cabana cardstock to 11" x 4-1/4", score at 5-1/2"
- Mat - Cut 1 Fresh Freesia cardstock to 5-1/4" x 3-1/8"
- DSP - Cut 1 Dandy Designs DSP (polka dot pattern) to 5-1/4" x 2-7/8"
- Basic White scrap for die cutting circle - Cut 1 Basic White to approximately 3-1/4" x 3-1/4"
- Inside Mat - Cut 1 Fresh Freesia cardstock to 5-3/8" x 4-1/8"
- Inside Panel - Cut 1 Basic White cardstock to 5-1/4" x 4"
- Envelope Flap - Cut 1 coordinating DSP to 6" x 2-1/2"

2. Start off by adhering the DSP panel to the Fresh Freesia mat. Wrap a length of Fresh Freesia Open Weave Ribbon around the panel across the center. Adhere the ends of the ribbon to the back of the panel using Tear & Tape.

3. Adhere the panel (from Step #2 above) to the front of the card base. Center the panel from

Best Day Birthday Card

Project Sheet - Feb 9 2023

Carol Buckalew

inkybeestampers@gmail.com

<https://www.inkybeestampers.com>

top to bottom and left to right.

4. Using the Layering Circles Dies, Die cut a scalloped circle in Basic White cardstock. Use the largest scalloped die to cut out.
5. Stamp the image of the cat and cupcake using Tuxedo Black Memento ink onto the scalloped circle. Use Stampin' Blends to color in the image:
 - Color the cat using So Saffron and shade with the light shade of Pumpkin Pie. Color the cat's nose in Soft Suede. Color the cat's bow tie in Fresh Freesia. Color the party hat in Fresh Freesia and Granny Apple Green
 - Color the cupcake in Granny Apple Green and Fresh Freesia.
 - Color the balloon in Fresh Freesia. I used the color lifter to put a highlight onto the left side of the balloon.
6. Adhere the scalloped circle to the card front using Stampin' Dimensionals. Position the circle over the ribbon and slightly to the left.
7. Stamp the sentiment "Wishing you all the wishes" in Granny Apple Green ink onto a scrap of Basic White cardstock. Use paper snips to fussy cut the sentiment then adhere the sentiment to the lower right of the card front using Stampin' Dimensionals.
8. Using a short length of Fresh Freesia Open Weave Ribbon, fold the ribbon in half and use Mini Glue Dots to tuck the folded ribbon under the right of the circle.
9. On the inside panel, stamp the sentiment "Happy Birthday!" using Granny Apple Green ink. Using Fresh Freesia ink, stamp the confetti around the top of the panel multiple times. Adhere the inside panel to the Fresh Freesia mat, then adhere this unit to the inside of the card.

Best Day Birthday Card

Project Sheet - Feb 9 2023

Carol Buckalew

inkybeestampers@gmail.com

<https://www.inkybeestampers.com>



10. Stamp confetti onto the lower left front of the envelope using Fresh Freesia ink.
11. Adhere the coordinating piece of DSP to the envelope flap and trim the excess paper away from the flap.
12. Adhere several Balmy Blue Iridescent Pastel Gems to the card front.

Best Day Birthday Card

Project Sheet - Feb 9 2023

Carol Buckalew

inkybeestampers@gmail.com

<https://www.inkybeestampers.com>



The card is complete! Quick, easy...and oh so cute! You can earn the Dandy Designs 12" x 12" Designer Series Paper for free during Sale-a-bration with a \$100 order. This is a huge pack of paper, and the designs are fantastic for cards for any occasion!

Best Day Birthday Card

Project Sheet - Feb 9 2023

Carol Buckalew

inkybeestampers@gmail.com

<https://www.inkybeestampers.com>



Best Day Cling Stamp Set (English) - 160798

Price: \$23.00

Add to Cart



Dandy Designs 12" X 12" (30.5 X 30.5 Cm) Designer Series Paper - 160836

Price: \$0.00

Add to Cart



Iridescent Pastel Gems - 160429

Price: \$8.00


Add to Cart



Fresh Freesia 3/8" (1 Cm) Open Weave Ribbon - 155615

Price: \$7.00


Add to Cart



Layering Circles Dies - 151770

Price: \$35.00

Add to Cart



Basic White 8-1/2" X 11" Cardstock - 159276

Price: \$10.25

Add to Cart



Coastal Cabana 8-1/2" X 11" Cardstock - 131297

Price: \$9.25

Add to Cart



Fresh Freesia 8-1/2" X 11" Cardstock - 155613

Price: \$9.25

Add to Cart



Basic White Medium Envelopes - 159236

Price: \$7.50

Add to Cart



Granny Apple Green Classic Stampin' Pad - 147095

Price: \$8.00

Add to Cart



Fresh Freesia Classic Stampin' Pad - 155611

Price: \$8.00

Add to Cart



Tuxedo Black Memento Ink Pad - 132708

Price: \$6.00

Add to Cart



Granny Apple Green Stampin' Blends Combo Pack - 154885

Price: \$9.00

Add to Cart



Fresh Freesia Stampin' Blends Combo Pack - 155518

Price: \$9.00

Add to Cart



So Saffron Stampin' Blends Combo Pack - 154905

Price: \$9.00

Add to Cart

Best Day Birthday Card

Project Sheet - Feb 9 2023

Carol Buckalew

inkybeestampers@gmail.com

<https://www.inkybeestampers.com>



Pumpkin Pie
Stampin' Blends
Combo Pack -
154897

Price: \$9.00

Add to Cart



Soft Suede
Stampin' Blends
Combo Pack -
154906

Price: \$9.00

Add to Cart



Stampin' Blends
Color Lifter -
144608

Price: \$4.50

Add to Cart



Paper Snips
Scissors - 103579

Price: \$11.00

Add to Cart



Mini Glue Dots -
103683

Price: \$5.25

Add to Cart



Tear & Tape
Adhesive - 154031

Price: \$7.00

Add to Cart



Multipurpose
Liquid Glue -
110755

Price: \$4.00


Add to Cart



Paper Trimmer -
152392

Price: \$25.00

Add to Cart



Stampin' Cut &
Emboss Machine -
149653

Price: \$125.00

Add to Cart